


Hybrid Conductive Polymer Type / Surface Mount Type

RoHS compliance

HVT Series

135°C guaranteed



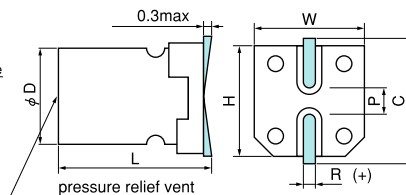
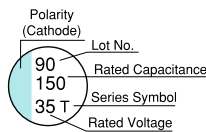
NEW

- 135°C, 2,000hrs.
- Solvent proof (within 2 minutes)

■ Specifications

Items	Condition	Specifications			
Rated voltage (V)	—	25	35	50	63
Surge voltage (V)	Room temperature	32	44	63	79
Category temperature range (°C)	—	-55 to +135			
Capacitance tolerance (%)	120Hz/20°C	M : ±20			
Dissipation Factor (tan δ)	120Hz/20°C	0.16			
Leakage current (LC)	μA/after 2minutes (max)	The greater value of either 0.05CV or 100			
Temperature characteristics Impedance ratio	Based the value at 120Hz, +20°C	-55°C Z/Z _{20°C}	1 to 2.5		
		135°C Z/Z _{20°C}	0.6 to 1.0		
Endurance	135°C rated voltage applied (With the rated ripple current)	Test	2,000hrs.		
		ΔC/C	Within ±30% of the initial value		
		tan δ	≤ 2 times the initial specified value		
		ESR	≤ 2 times the initial specified value		
		LC	≤ The initial specified value		

■ Marking, Dimensions



(Unit : mm)

D ^{+0.5max}	L ^{±0.3}	W ^{±0.2}	H ^{±0.2}	C ^{±0.2}	R	P ^{±0.2}
8	10.5	8.3	8.3	9.0	0.7 to 1.0	3.2
10	10.5	10.3	10.3	11.0	1.0 to 1.4	4.6

■ Size List, ESR, Rated Ripple Current

μF \ V	25		35			50			63		
	Case size	ESR	Case size	ESR	Rated ripple current	Case size	ESR	Rated ripple current	Case size	ESR	Rated ripple current
22									8×10.5	40	870
33						8×10.5	35	940	10×10.5	30	1010
56						10×10.5	25	1110			
100			8×10.5	30	1010						
150	8×10.5	27	1060	10×10.5	23	1180					
270	10×10.5	22	1220								

Please refer to page 18 for the ripple current frequency coefficient.

Rated ripple current
mA Arms (100kHz, 135°C)

ESR(mΩ)
max at 100kHz, 20°C

Case size: φDxL (mm)

■ Model No.

