

Power MOSFETs

VZ series


Surface Mount



STO-220

Type No.	Absolute Maximum Ratings					Electrical Characteristics					Outline	
	V _{DSS}	I _D	P _T	V _{GSS}	T _{ch}	R _{DS(ON)} (max)	C _{iss} (typ)	C _{rss} (typ)	t _{on} (typ)	t _{off} (typ)	Package	Fig.
	[V]	[A]	[W]	[V]	[°C]	[Ω]	[pF]	[pF]	[nS]	[nS]		
2SK2489	180	10	45	±30	150	0.25	720	80	50	140	STO-220	36-3
2SK2491		20	70	±30	150	0.13	1600	190	95	300		

Three Terminal Type



FTO-220

Type No.	Absolute Maximum Ratings					Electrical Characteristics					Outline	
	V _{DSS}	I _D	P _T	V _{GSS}	T _{ch}	R _{DS(ON)} (max)	C _{iss} (typ)	C _{rss} (typ)	t _{on} (typ)	t _{off} (typ)	Package	Fig.
	[V]	[A]	[W]	[V]	[°C]	[Ω]	[pF]	[pF]	[nS]	[nS]		
2SK2490	180	10	40	±30	150	0.25	720	80	50	140	FTO-220	48-3
2SK2492		20	60	±30	150	0.13	1600	190	95	300		
2SK2559	200	10	40	±30	150	0.30	840	80	50	140		
2SK2560		20	60	±30	150	0.18	1800	165	100	280		

VR series

Surface Mount



E-pack

Type No.	Absolute Maximum Ratings					Electrical Characteristics					Outline	
	V _{DSS}	I _D	P _T	V _{GSS}	T _{ch}	R _{DS(ON)} (max)	C _{iss} (typ)	C _{rss} (typ)	t _{on} (typ)	t _{off} (typ)	Package	Fig.
	[V]	[A]	[W]	[V]	[°C]	[Ω]	[pF]	[pF]	[nS]	[nS]		
2SK1861	150	4	10	±20	150	0.5	480	50	60	120	E-pack	31-3
2SK1931	200	5	20	±30	150	0.65	360	45	55	75		
2SK1194	230	0.5	6	±20	150	8	45	4.5	30	50		
2SK1195		1.5	10	±20	150	2	160	20	37	50		

Power MOSFETs

VX-III series

Surface Mount



E-pack



ZP



STO-220

Type No.	Absolute Maximum Ratings					Electrical Characteristics								Outline	
	V _{DSS}	I _D	P _T	V _{GSS}	T _{ch}	R _{DS(ON)} (max)	C _{iss} (typ)	C _{rss} (typ)	t _{d(on)} (typ)	t _r (typ)	t _{d(off)} (typ)	t _f (typ)	Package	Fig.	
	[V]	[A]	[W]	[V]	[°C]	[Ω]	[pF]	[pF]	[nS]	[nS]	[nS]	[nS]			
☆ F1E50VX3	500	1	15	±30	150	6.9	100	2	4	3	14.5	13.5	E-pack	31-3	
★ F2E50VX3		2	20			3.45	185	4	4.5	4.5	22	13.5			
☆ F5ZP50VX3		5	25			1.4	440	9	10	18	65	25	ZP	35	
☆ F10S50VX3		10	(55)			1	670	12	12	33	71	38	STO-220	36-3	
☆ F12ZP50VX3		12	35			0.7	920	16	14	40	90	45	ZP	35	
☆ F5E52VX3	525	5	20	±30	150	1.8	545	2	16	12	42	18	E-pack	31-3	
★ F4ZP60VX3	600	4	25			2.2	430	8	12	16	65	40	ZP	35	
★ F8ZP60VX3		8	35			1.2	860	15	18	35	115	55			

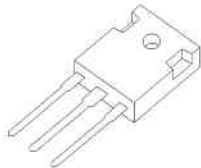
☆: New product (): Reference

★: Under development

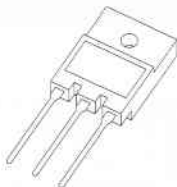
Three Terminal Type



FTO-220/FTO-220A



MTO-3P



ITO-3P

Type No.	Absolute Maximum Ratings					Electrical Characteristics								Outline	
	V _{DSS}	I _D	P _T	V _{GSS}	T _{ch}	R _{DS(ON)} (max)	C _{iss} (typ)	C _{rss} (typ)	t _{d(on)} (typ)	t _r (typ)	t _{d(off)} (typ)	t _f (typ)	Package	Fig.	
	[V]	[A]	[W]	[V]	[°C]	[Ω]	[pF]	[pF]	[nS]	[nS]	[nS]	[nS]			
★ F3F50VX3M	500	3	30	±30	150	2.3	270	6	8	12	35	20	FTO-220A	50-2	
☆ F5F50VX3M		5	40			1.4	440	9	10	18	65	25			
☆ F10F50VX3		10	45			1	670	12	12	33	71	38	FTO-220	48-3	
☆ F12F50VX3		12	50			0.7	920	16	14	40	90	45	FTO-220	48-3	
★ FP12W50VX3		12	55			0.7	920	16	14	40	90	45	ITO-3P	44-3	
☆ F13F50VX3		13	60			0.6	1050	17	18	50	135	55	FTO-220	48-3	
★ F15W50VX3		15	65			0.45	1430	25	22	65	165	70	MTO-3P	46-2	
☆ FP15W50VX3		15	60			0.45	1430	25	22	65	165	70	ITO-3P	44-3	
☆ F20W50VX3		20	75			0.35	1700	28	27	78	190	80	MTO-3P	46-2	
☆ FP20W50VX3		20	70			0.35	1700	28	27	78	190	80	ITO-3P	44-3	
★ F30W50VX3		30	90			0.25	2780	49	40	120	270	120	MTO-3P	46-2	
★ F4F60VX3M		600	4			30	2.2	430	8	12	16	65	40	FTO-220A	50-2
☆ F8F60VX3			8			50	1.2	860	15	18	35	115	55	FTO-220	48-3

☆: New product ★: Under development

HVX-II series

N-Channel, Enhancement type

Surface Mount



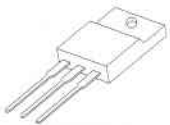
E-pack



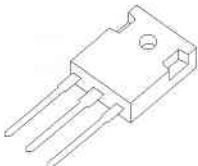
STO-220

Type No.	Absolute Maximum Ratings					Electrical Characteristics					Outline	
	V _{DSS}	I _D	P _T	V _{GSS}	T _{ch}	R _{DS(ON)} (max)	C _{iss} (typ)	C _{rss} (typ)	t _{on} (typ)	t _{off} (typ)	Package	Fig.
	[V]	[A]	[W]	[V]	[°C]	[Ω]	[pF]	[pF]	[nS]	[nS]		
2SK2663	900	1	10	±30	150	14.0	230	5	10	50	E-pack	31-3
2SK2665		3	50			4.7	630	16	40	140		
2SK2670		5	60			2.8	1140	23	55	210	STO-220	36-3

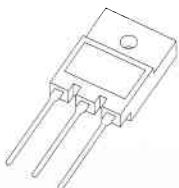
Three Terminal Type



FTO-220



MTO-3P



ITO-3P

Type No.	Absolute Maximum Ratings					Electrical Characteristics					Outline	
	V _{DSS}	I _D	P _T	V _{GSS}	T _{ch}	R _{DS(ON)} (max)	C _{iss} (typ)	C _{rss} (typ)	t _{on} (typ)	t _{off} (typ)	Package	Fig.
	[V]	[A]	[W]	[V]	[°C]	[Ω]	[pF]	[pF]	[nS]	[nS]		
2SK2333	700	6	50	±30	150	2.0	1250	250	60	160	FTO-220	48-3
2SK2666	900	3	30			4.7	630	16	40	140		
2SK2667		3	65			4.7	630	16	40	140	MTO-3P	46-2
2SK2668		3	40			4.7	630	16	40	140	ITO-3P	44-3
2SK2671		5	40			2.8	1140	23	55	210	FTO-220	48-3
2SK2672		5	80			2.8	1140	23	55	210	MTO-3P	46-2
2SK2673		5	50			2.8	1140	23	55	210	ITO-3P	44-3
2SK2674		7	100			2.0	1450	37	95	330	MTO-3P	46-2
2SK2675		7	55			2.0	1450	37	95	330	ITO-3P	44-3
2SK2676		10	120			1.4	2150	50	140	440	MTO-3P	46-2
2SK2677		10	65			1.4	2150	50	140	440	ITO-3P	44-3